





Evidence-Based Reading Instruction: Effective Fluency, Vocabulary and Comprehension Instruction

*Featured Presentation
D. Ray Reutzel, Ph.D.
American Speech-Language-Hearing
Association
November 15, 2007
Boston, MA*



Evidence Based Reading Instruction

- *Preventing Reading Difficulties in Young Children* (National Research Council)
- *Teaching Children to Read: An Evidence-Based Assessment of the Scientific Research Literature on Reading and Its Implications for Reading Instruction* (National Reading Panel)
- *The Voice of Evidence in Reading Research* (National Institute of Child Health and Human Development).
- National Assessment of Educational Progress 2007 Reading Results for 4th Grade




Evidence Based Reading Instruction

“The mission of public schooling is to offer every child full and equal educational opportunity, regardless of the background, education, and income of their parents. To achieve this goal, no time is as precious or as fleeting as the first years of formal schooling. Research consistently shows that children who get off to a good start in reading rarely stumble. Those who fall behind tend to stay behind for the rest of their academic lives.”



—*Burns, Griffin, & Snow, 1999, p. 61*

Evidence Based Reading Instruction



- *Until the turn of the millennia, NAEP trend data in 4th grade reading scores suggested unacceptably high rates of below basic reading proficiency among vast segments of the population of children. The achievement gap was widening, particularly in rural and urban centers and in specific ethnic populations.*

Evidence Based Reading Instruction

- *The Nation's Report Card on Reading – NAEP 1971-2007*

4th Grade



Fourth-graders reading at higher levels

Fourth-graders' reading comprehension skills have risen compared to 15 years ago. As shown in figure 1, the average score of 221 in 2007 was higher than in any of the previous assessment years. Fourth-graders in 2007 scored 2 points higher than in 2005 and 4 points higher than in 1992.

Figure 1. Trend in fourth-grade NAEP reading average scores



* Significantly different ($p < .05$) from 2007.
SOURCE: U.S. Department of Education, Institute of Education Sciences, National Center for Educational Statistics, National Assessment of Educational Progress (NAEP), various years, 1992-2007 Reading Assessments.

Gains in reading contexts

Although not shown here, gains were also made in each of the two reading contexts assessed at grade 4. The score in reading for literary experience increased from 219 in 1992 to 223 in 2007. The score in reading for information increased from 214 in 1992 to 219 in 2007.

Evidence Based Reading Instruction

NAEP, 2007: Fourth Grade Trends

<http://nationsreportcard.gov>


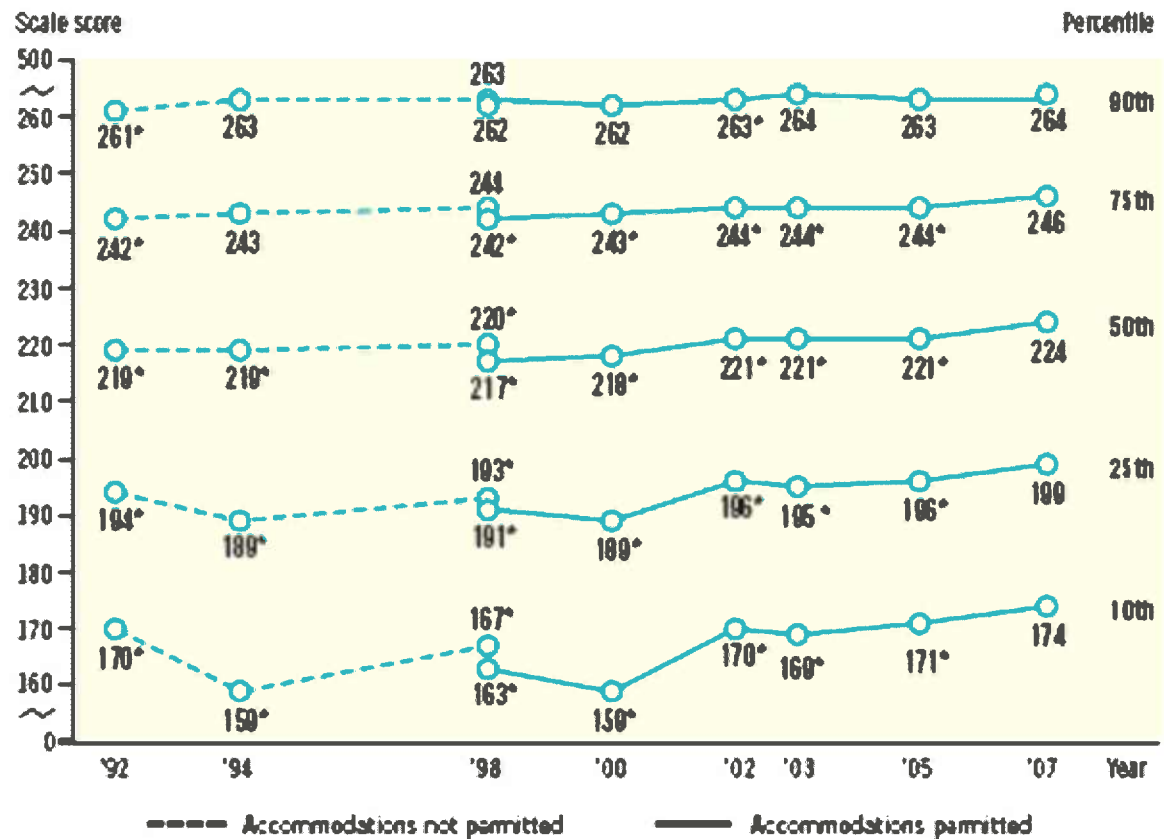


Figure 2. Trend in fourth-grade NAEP reading percentile scores



* Significantly different ($p < .05$) from 2007.

